

future  
spaces  
**now**

*planting the seeds of change*

*" A campus that students want to come to and that has such a heart and a soul to it that they want to stay on campus and have those serendipitous encounters with other people from different cultures and different discipline areas"*

Professor Shirley Alexander  
DVC Teaching, Learning and Equity  
(2008)

# future spaces now

*planting the seeds of change*

## The Vision

'The design of **the campus** should foster a strong sense of an academic **community**, with an emphasis on spaces that enable **collaboration and communication**. A continuous environment that **encourages** informal learning, that enables **students to learn and research together**, to socialize, to eat, to relax and to engage in private study.'  
pg.37

'Whereas traditional modes of learning are typically formal and teacher-centred (lectures and tutorials), **new modes** are **learner-centred**, collaborative, **non-hierarchical** and sometimes informal, requiring **flexible**, flat floor teaching spaces as well as **social** and even outdoor spaces. They are heavily reliant on access to the internet and audio-visual **technology**.

Teaching and **learning spaces** must be easily **accessible** to students of every faculty, and should be located in close proximity to major horizontal and vertical circulation routes.'  
pg.36

UTS City Campus Masterplan (Bligh Voller Neild, 2008)

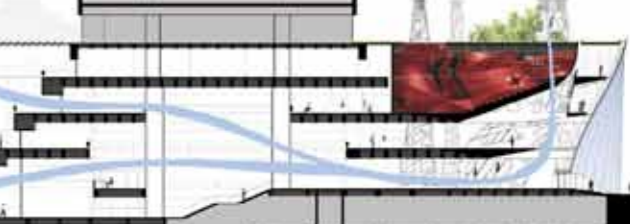
*"Gehry Partners are interpreters,  
so we need interaction with  
Faculty, students,  
administration  
to arrive at a variety  
of viable directions."*

Frank Gehry  
(2010)



our future spaces now

future spaces are coming, the masterplan is unfolding,  
<http://www.fmu.uts.edu.au/masterplan/projects.html> >



## A new and diverse mix of GTS

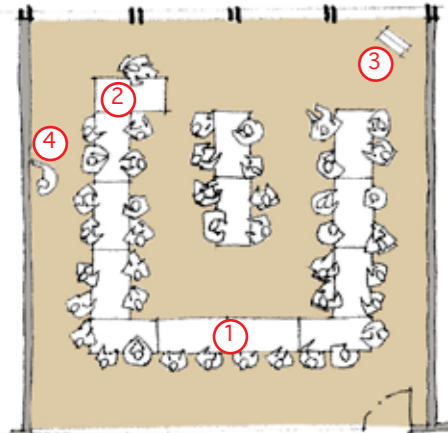
New General Teaching Spaces (GTS) support contemporary modes of teaching and learning.

New GTS early 2012

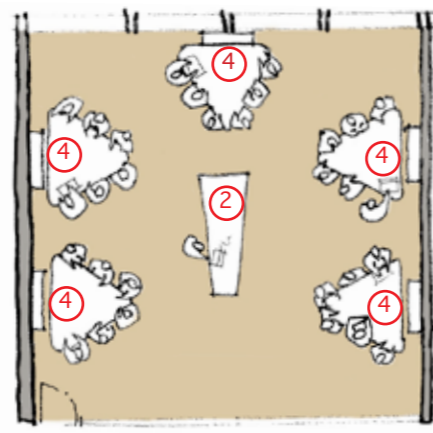
Peter Johnson Building 6

New GTS early 2014

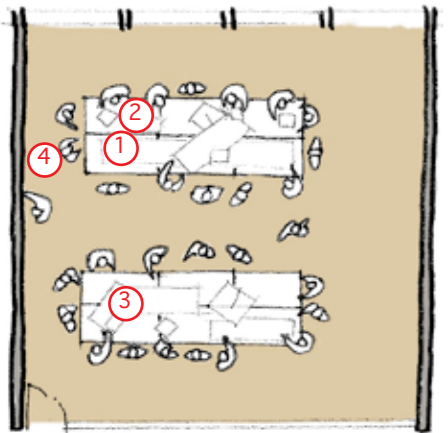
Broadway Building 11  
Dr Chau Chak Wing Building 12



Whole group discussion



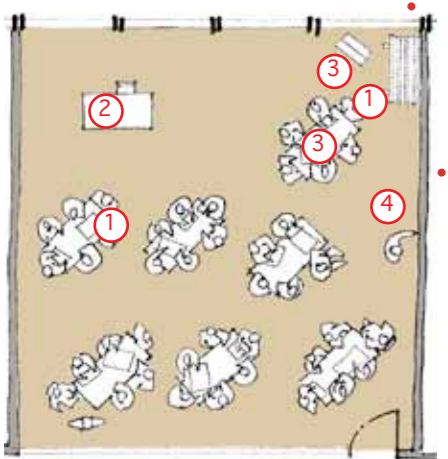
Small collaborative, technology-enabled learning



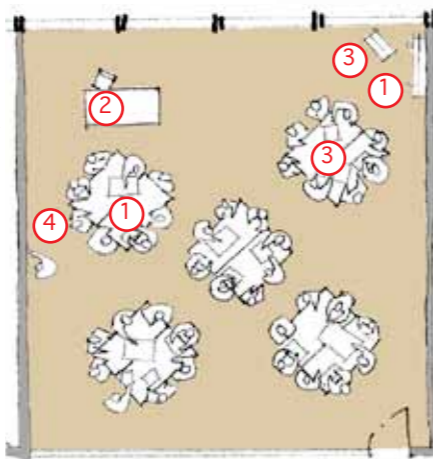
Large project group work



Presentation and seminar



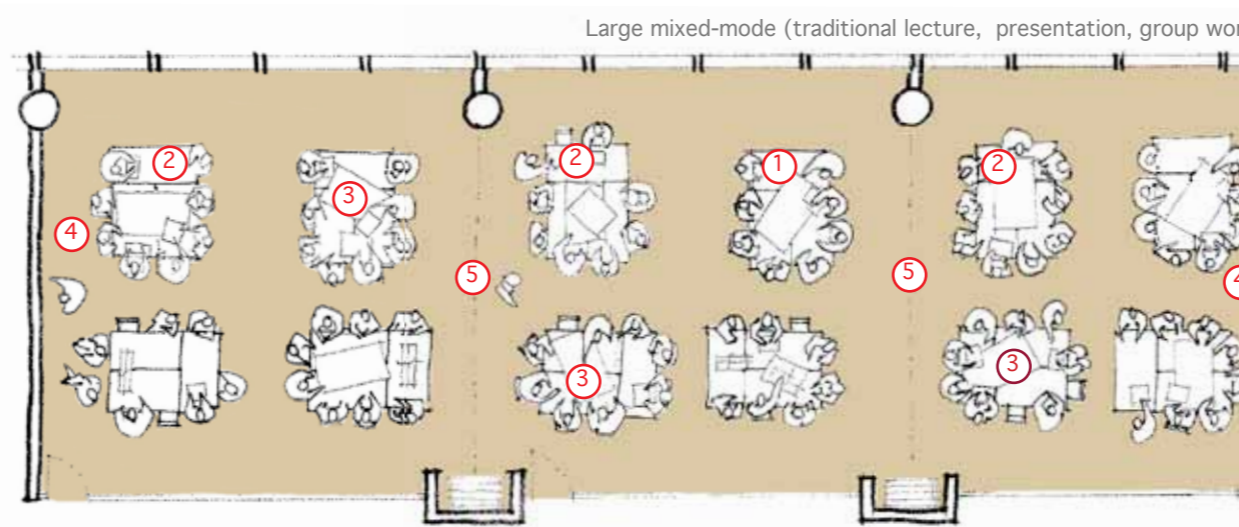
Small project group work



Large group discussion

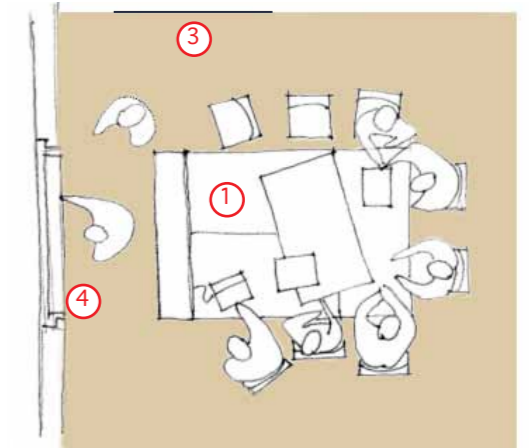


Peter Johnson Building 6, Level 6: Capacity 40



Large mixed-mode (traditional lecture, presentation, group work)

Collaborative, technology-enabled project work



1. Foldable tables on casters and stackable chairs allow spaces to be easily reconfigured into different activity settings
2. Presenter's desk integrates AV and is height adjustable
3. Wall sections become writable surfaces, complemented with mobile writable boards
4. Interactive whiteboards or LCDs provide greater opportunities for collaboration
5. Small teaching spaces open up to create large flat-floor spaces

## Collaborative Theatres

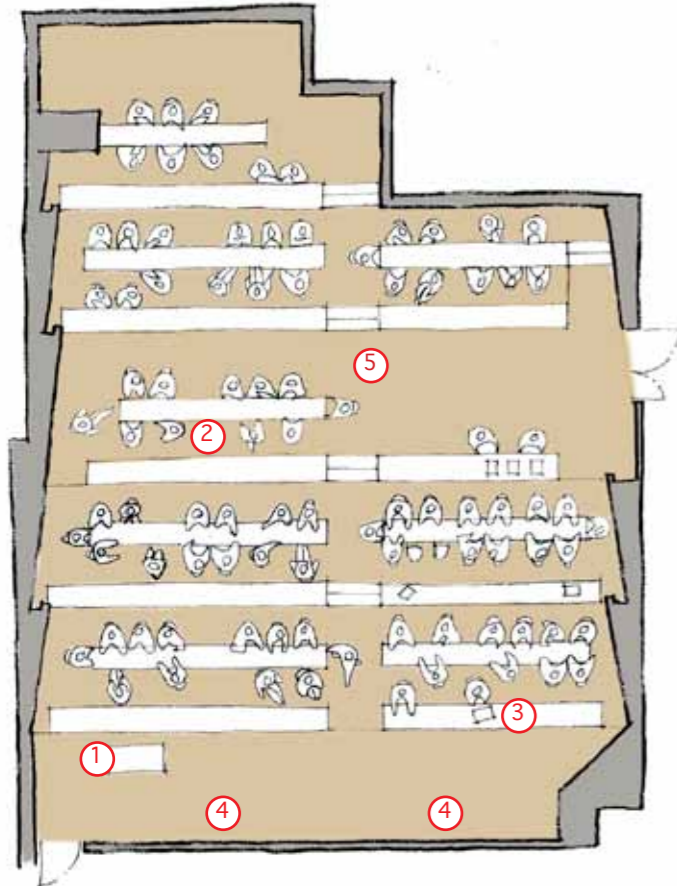
New collaborative theatres facilitate multiple forms of engagement including lecture presentations, collaborative group work and technology-enabled activities

### New collaborative theatre early 2012

Peter Johnson Building 6, Level 3: Capacity 90

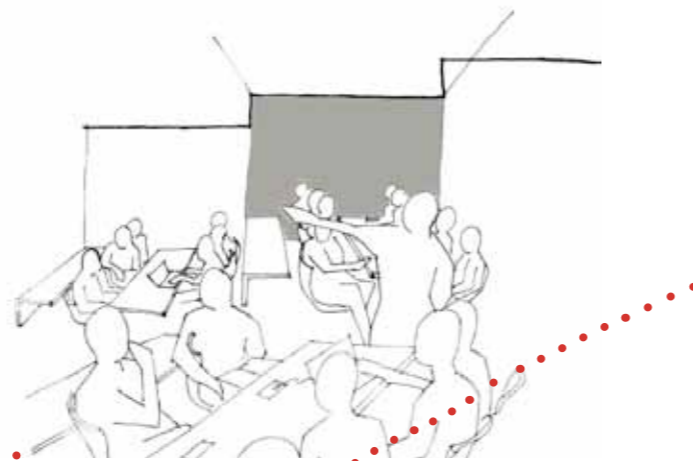
### New collaborative theatres early 2014

Broadway Building 11, Level 0: Capacity 232 & 199  
Dr Chau Chak Wing Building 12, Level 0: Capacity 120



PLAN VIEW

1. Lectern
2. Two benches per tier with mobile seating
3. Power to all benches
4. Dual projection
5. Wireless internet connectivity



Peter Johnson Building 6, Level 3:  
Collaborative theatre



Peter Johnson Building 6, Level 3: Theatre in use



## Collaborative GTS

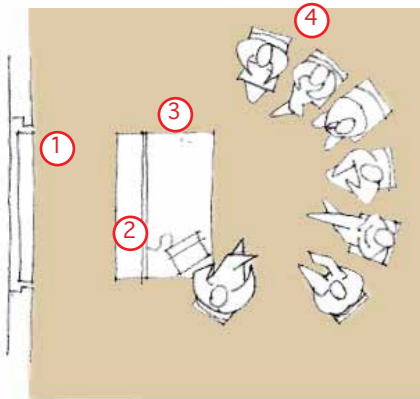
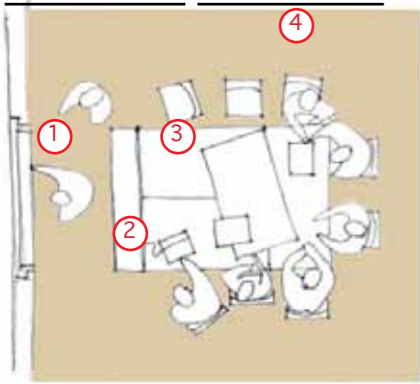
These spaces provide opportunities for technology-enabled project work and learning that occurs in groups

New collaborative GTS early 2012

Peter Johnson Building 6, Level 4: Capacity 88  
with 12 group pods

New collaborative GTS early 2014

Broadway Building 11, Levels 3,4 & 5: Capacity 30/60/90  
with 5/10/15 group pods



PLAN VIEW Collaborative settings

1. Interactive whiteboards or LCDs
2. Built in resident computer ready to plug and play
3. Mobile, foldable and stackable furniture for multiple layouts
4. Writable surfaces

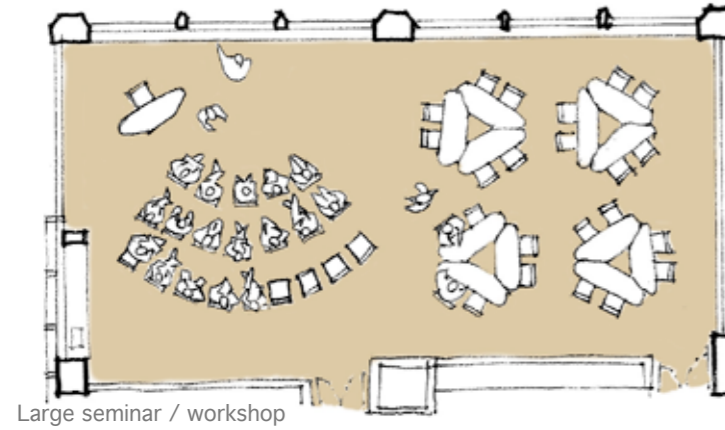


Peter Johnson Building 6, Level 4: Capacity 88  
Room set up for large group and project work

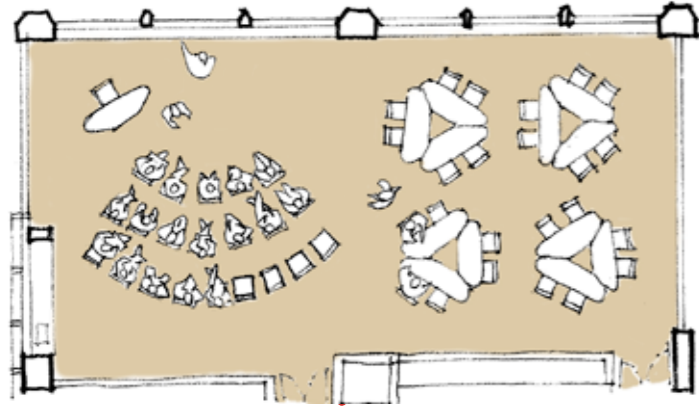


Peter Johnson Building 6, Level 4: Informal use

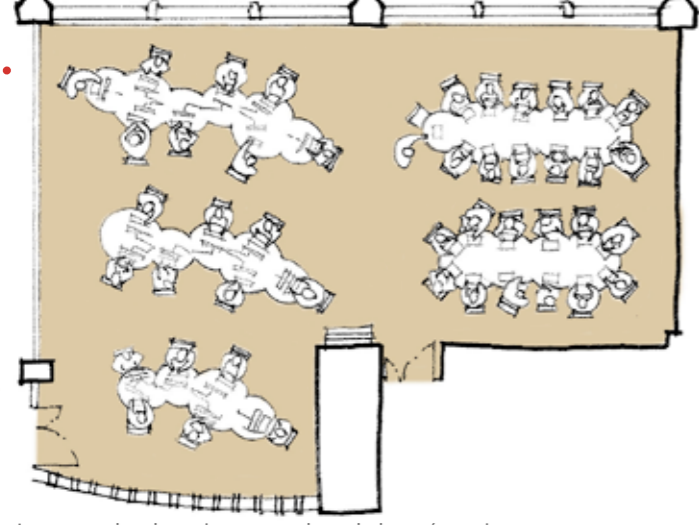




Large seminar / workshop



Mixed Mode



Large technology-integrated workshop / seminar



## Short Courses

A new suite of vibrant facilities for professional education designed to encourage interaction and networking.

### New professional education suite early 2012

Fairfax Building 10, Level 7: Capacity 16-25, with 46-48 in open mode and 110 total capacity

### New executive education suite early 2014

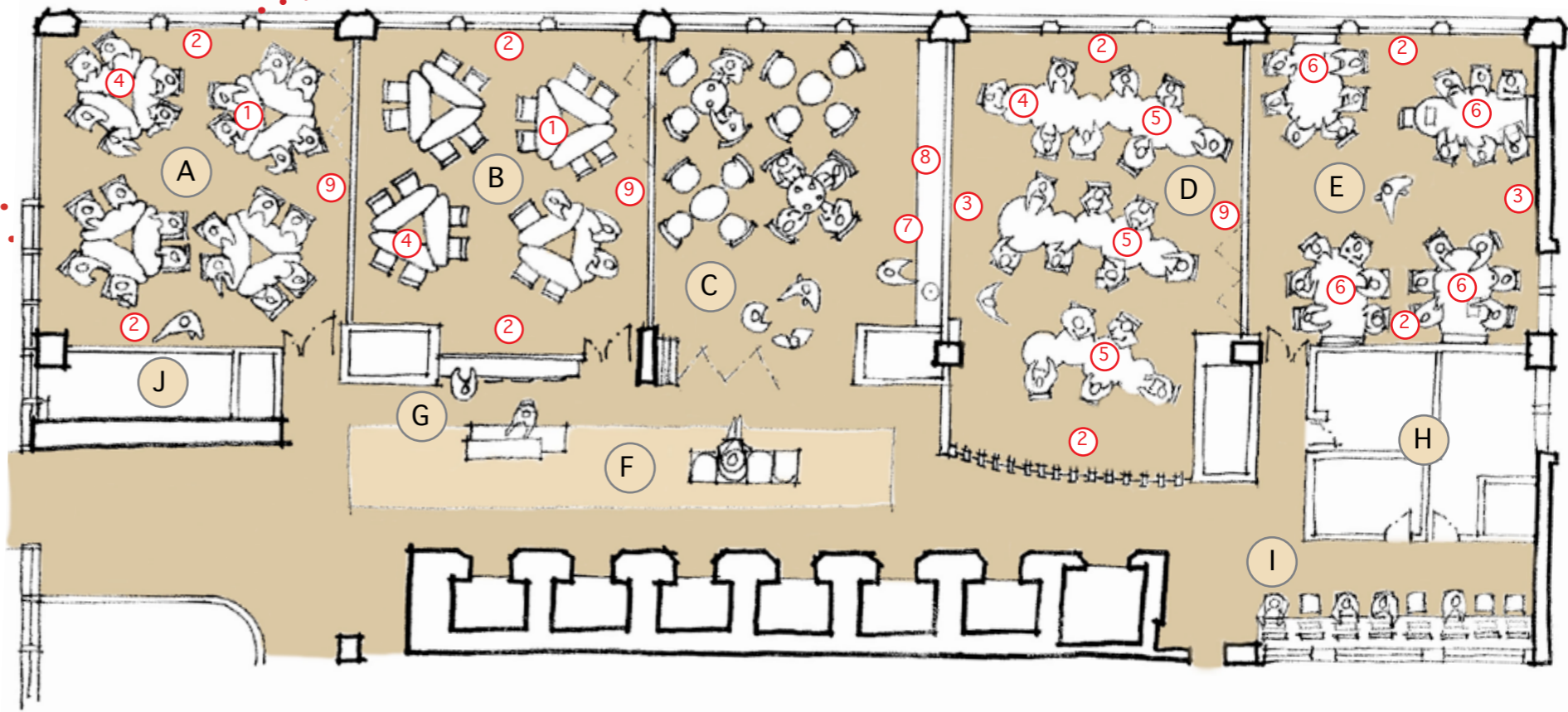
Dr Chau Chak Wing Building 12, Level 8

### PLAN VIEW Short Courses

- A. Seminar 1 B. Seminar 2 C. Network Lounge
- D. Integrated Technology Seminar 3
- E. Integrated Technology Seminar 4 with LCD pods
- F. Reception G. Guest computer kiosks H. Toilet facilities
- I. Guest laptop touch down J. Furniture store room



1. Foldable tables on casters
2. Integrated AV & projection
3. Interactive whiteboard
4. Presenter's desk with AV/IT
5. Networked IT with individual work points
6. Networked IT with large LCD group work pods
7. Kitchenette
8. Multi-purpose AV monitor displays
9. Operable walls





Building 2, Level 4



Haymarket Building 5, Block A

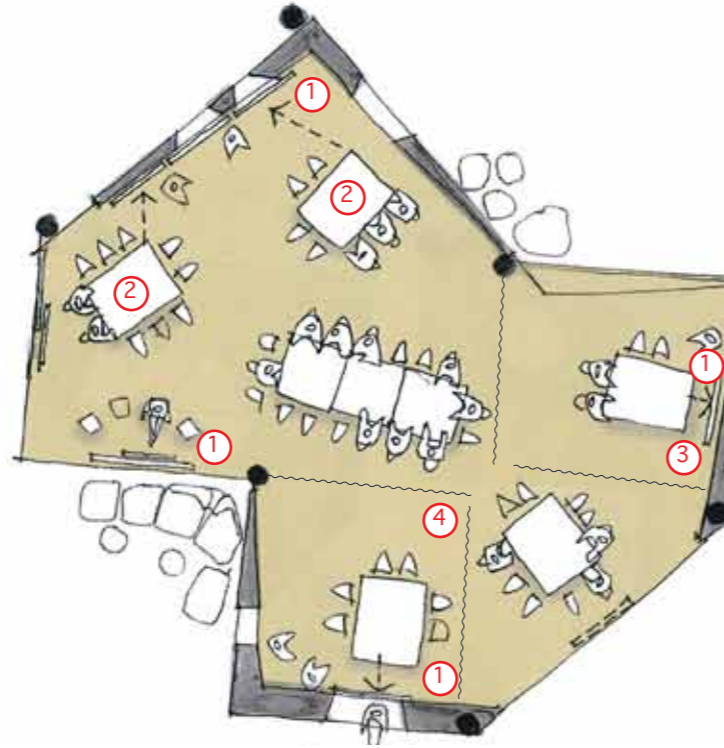
*"You can be yourself here,  
there are no hard and fast rules,  
you can work with your friends  
and be productive"*

*Student*

## Hybrids

Hybrid spaces are situated in Learning Commons and are primarily for students' informal learning.

These spaces can also be booked by academics for occasional use to explore different teaching and learning approaches. Learning and research events involving the wider community also utilise these facilities.



- 1. Interactive whiteboards or LCD screens for group activities
- 2. Mobile furniture to enable multiple configurations
- 3. Ability to control all screens and send images to any screen
- 4. Spatial subdivision



Haymarket Building 5, Block A





Find a space : <http://datasearch.uts.edu.au/about/mapsdirections/map.cfm> >  
 < Book a space : <http://www.lib.uts.edu.au/space>



- CB10 Level 2 ●●●●●●  
Level 6 ●●●●●●
- CB02 24/7 Level 4 ●●●●●●



- CM05 Block C 24/7 ●●●●●●  
Block B 24/7 ●●●●●●  
Block A 24/7 ●●●●●●  
Library ●●●●●●
- CB06 Level 6 ●●●●●●  
Level 4 ●●●●●●  
Level 3 ●●●●●●
- CB01 Level 5 24/7 ●●●●●●  
Level 4 24/7 ●●●●●●  
Level 3 24/7 ●●●●●●  
Level 6 24/7 ●●●●●●

my future spaces now

FIND SPACE 
 For Me 
 For Us 
 Vending 
 Kitchen 
 Room Bookings 
 Print, Copy, Scan 
 Computers





Haymarket Building 5, Block A

*"You can see other people studying ...  
so it makes you want to study...  
all your friends are around...  
that's why we come here"*  
Student

## Learning Commons

Students value appropriate places to study - alone and with others - and places to socialise on campus.

There are now a series of these spaces at UTS:

Haymarket Building 5, Blocks A,B & C  
Tower Building 1, Levels 3 & 5  
Building 2, Level 4

### New Learning Commons early 2012

Peter Johnson Building 6, Level 4

### New Learning Commons early 2014

Broadway Building 11, Levels B1, 0 & 1  
Dr Chau Chak Wing Building 12, Levels 4 & 5

## Pods

Bookable and open access pods became available on campus from 2008. Students and staff use these pods for group work, presentations and meetings.

Some pod locations include:

Haymarket Building 5, Block A, Level 1 & C, Level 2  
Building 2, Level 4

### New Pods early 2012

Peter Johnson Building 6, Levels 4 & 6

### New pods early 2014

Broadway Building 11, Levels B1, 0 & 1  
Dr Chau Chak Wing Building 12, Levels 4 & 5



Building 2, Level 4



Peter Johnson Building 6, Level 6

*"There are always people here,  
you feel safe, there is a buzz ..."*  
Student



Haymarket Building 5, Block C



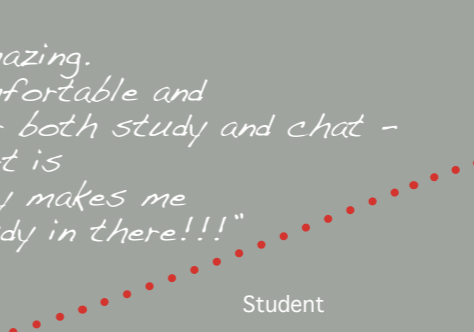
Haymarket Building 5, Block B



Haymarket Building 5, Block A




Peter Johnson Building 6, Level 4



*"The ... colour is amazing.  
It creates a comfortable and  
positive environment for both study and chat -  
the best part is  
it actually makes me  
want to study in there!!!"*

Student





# future spaces now

realising the seeds of change

*" My dream campus  
would become a permanent structure  
in my psyche and memory,  
a place to return to  
when I wanted to remember  
the experience of learning and working  
in a place of investigation,  
inspiration and transformation "*

Student

*" My UTS dream campus  
would boast the highest standards of  
modern design and technology . . .  
and bring UTS into the modern future  
of learning "*

Student

Future Spaces Now, 2012 (2nd edition)

This publication was produced by the Division of Deputy Vice-Chancellor (Teaching, Learning and Equity) University of Technology Sydney.  
Photography: Anna Zhu, Andrew Worssam & Claire Sargent Illustrations: Woods Bagot and Susan Sherringham